

# STELLANT SECURITIES (INDIA) LIMITED

(formerly known as SELLAIDS PUBLICATIONS (INDIA) LIMITED)

CIN No.: L67190MH1991PLC064425

Regd.Off.: Kamer Bldg., 31,  
5th Floor, Cawasji Patel Street,  
Above Akbarally Furniture, Fort,  
Mumbai - 400 001.  
Ph.No.: 022-2202 1824  
E-mail Id: sellaidspublication@yahoo.in

To,

The Stock Exchange,

08/01/15

Mumbai

Dear Sir,


Sub:- Shareholding Pattern for the quarter ended 31<sup>st</sup> December 2014

Ref No. :- BSE SCRIP CODE 526071

Please find enclosed herewith Shareholding Pattern as on 31<sup>st</sup> December 2014

Kindly acknowledge the receipt

For Stellant Securities ( India ) Ltd.



Authorized Signatory

(1)(a) Statement showing ShareHolding Pattern

Name of the Company : Stellant Securities (India) Ltd.

Quarter Ended : 31-12-2014

Scrip Code : 526071

Partly paid-up Shares	No. of Partly paid-up Shares	As a % of total No. of Partly paid-up Shares	As a % of Total no. of Shares of the Company
Held by Promoters/ Promoters Group	0		
Held by Public	0		
<b>TOTAL - D</b>	<b>0</b>		
<b>Outstanding Conv. Securities</b>			
	<b>No. of Outstanding Securities</b>	<b>As a % of Total no. of O/S Conv. Securities</b>	<b>As a % of Total no. of shares of the Co., assuming full conv.</b>
Held by Promoters/ Promoters Group	0		
Held by Public	0		
<b>TOTAL - E</b>	<b>0</b>		
<b>Warrants :</b>			
	<b>No. of Warrants</b>	<b>As a % of Total no. of Warrants</b>	<b>As a % of Total no. of shares of the Co., assuming full conv.</b>
Held by Promoters/ Promoters Group	0		
Held by Public	0		
<b>TOTAL - F</b>	<b>0</b>		
<b>Total paid-up Capital of the Company assuming full conv. Of warrants &amp; securities</b>		<b>3702401</b>	



Statement Showing Shareholding Pattern - Table (I)(a)

Stellant Securities (India) Ltd.

Scrp Code : 526071  
 Quarter Ended : 31-12-2014

Category code	Category of Shareholder	Number of Shareholders	Total number of shares	Number of shares held in dematerialized form	Total shareholding as a percentage of total number of shares		Number of shares pledged or otherwise encumbered	As a % of Total No. of Shares
					As a percentage of(A+B) <sup>1</sup>	As a percentage of(A+B+C)		
(A)	Shareholding of Promoter and Promoter Group <sup>2</sup>							
1	Indian							
a	Individual/Huf	2	1811136	1811136	48.918	48.918	0	0.000
b	Central/State Gov	0	0	0	0.000	0.000	0	0.000
c	Bodies Corporates	0	0	0	0.000	0.000	0	0.000
d	Fins / Banks	0	0	0	0.000	0.000	0	0.000
e	Any Other specify	0	0	0	0.000	0.000	0	0.000
e-1		0	0	0	0.000	0.000	0	0.000
e-2		0	0	0	0.000	0.000	0	0.000
	Sub Total(A)(1)	2	1811136	1811136	48.918	48.918	0	0.000
2	Foreign							
a	Indy NRI/For Ind	0	0	0	0.000	0.000	0	0.000
b	Bodies Corporate	0	0	0	0.000	0.000	0	0.000
c	Institutions	0	0	0	0.000	0.000	0	0.000
d	Qualified For. Inv.	0	0	0	0.000	0.000	0	0.000
e	Any Other Specify	0	0	0	0.000	0.000	0	0.000
e-1		0	0	0	0.000	0.000	0	0.000
e-2		0	0	0	0.000	0.000	0	0.000
	Sub Total(A)(2)	0	0	0	0.000	0.000	0	0.000
	Total Shareholding of Promoter and Promoter Group Total (A)= (A)(1)+(A)(2)	2	1811136	1811136	48.918	48.918	0	0.000
(B)	Public shareholding							
1	Institutions							
a	Mutual Funds	0	0	0	0.000	0.000	0	0.000
b	Fins / Banks	4	99989	91389	2.701	2.701	0	0.000
c	Central/State Govt	0	0	0	0.000	0.000	0	0.000
d	Venture Cap Fund	0	0	0	0.000	0.000	0	0.000
e	Insurance Comps(s)	0	0	0	0.000	0.000	0	0.000
f	Foreign Ins Invest	0	0	0	0.000	0.000	0	0.000
g	Foreign Ven Cap In	0	0	0	0.000	0.000	0	0.000




Statement Showing Shareholding Pattern - Table (I)(a)

Stelant Securities (India) Ltd.

Script Code : 526071  
Quarter Ended : 31-12-2014

Category code	Category of Shareholder	Number of Shareholders	Total number of shares	Number of shares held in dematerialized form	Total shareholding as a percentage of total number of shares		Number of shares	Shares pledged or otherwise encumbered
					As a percentage of (A+B) <sup>1</sup>	As a percentage of (A+B+C)		
h	Qualified For Inv.	0	0	0	0.000	0.000		
i	Any Other -Specify	0	0	0	0.000	0.000		
i-1		0	0	0	0.000	0.000		
i-2		0	0	0	0.000	0.000		
	Sub-Total (B)(1)	4	99989	91389	2.701	2.701		
B 2	Non-institutions							
a	Bodies Corporates	35	158006	91906	4.268	4.268		
b	Individuals	711	319919	183049	8.641	8.641		
	(i) upto Rs 1-Lac	15	997385	542171	26.939	26.939		
	(ii) above Rs1-Lac	0	0	0	0.000	0.000		
c	Qualified For Inv.	0	0	0	0.000	0.000		
d	Any Other -Cf-Mem	0	0	0	0.000	0.000		
d-1		0	0	0	0.000	0.000		
d-2		0	0	0	0.000	0.000		
	-OCB	0	0	0	0.000	0.000		
	-NRI	4	315966	235435	8.534	8.534		
	Sub-Total (B)(2)	765	1791276	1052561	48.381	48.381		
(B)	Total (B)=(B)(1)+(B)(2)	769	1891265	1143950	51.082	51.082		
	TOTAL (A)+(B)	771	3702401	2955086		100.000	0	0.000
(C)	Held by Custodians against Depository Receipts							
	PROMOTER & PRO GRP	0	0	0		0.000		
	PUBLIC	0	0	0		0.000		
	GRAND TOTAL (A)+(B)+(C)	771	3702401	2955086		100.000	0	0.000



(D)(b) Statement showing holding of securities (including shares, warrants, convertible securities) of persons belonging to the category "Promoter and Promoter Group"

Sr. No.	Ref. No	Name of the shareholder	Total Shares held		Shares pledged or otherwise encumbered		Details of warrant		Details of convertible securities		Total shares (including underlying shares assuming full conversion of warrant and convertible securities) as a % of diluted share capital
			Number	As a % of grand total (A)+(B)+(C)	Number	% of Total shares held	Number of warrants held	As a % of total No of warrants of the same class	Number of convertible securities held	As a % of total No of convertible securities of the same class	
1	00199467	SUBHASH P RATHOD	908281	24.532	0	0.000	0	0.000	0	0.000	24.532
2	10160854	MANGLA SUBHASH RATHOD	902855	24.386	0	0.000	0	0.000	0	0.000	24.386
		Total Promoter & Promoter Group	1811136	48.918	0	0.000	0	0.000	0	0.000	48.918



(1)(c) Statement showing holding of securities (including shares, warrants, convertible securities) of persons belonging to the category "Public" and holding more than 1% of the total number of shares										
Sr. No.	Ref-Num	Name of the shareholder	Number of shares	Shares as a percentage of total number of shares (i.e., Grand Total (A)+(B)+(C) indicated in Statement at para (1)(a))	Details of warrant		Details of convertible securities		Total shares (including underlying shares assuming full conversion of warrant and convertible securities) as a % of diluted share capital	
					Number of warrants held	As a % of total No of warrants of the same class	Number of convertible securities held	As a % of total No of convertible securities of the same class		
1	CEXPST1012P	BABY VIJAY SHARMA	50237	1.357	0	0.000	0	0.000	1.357	
2	000029	BHARAT PHAPALE	147000	3.970	0	0.000	0	0.000	3.970	
3	BHMPS6673K	GANPAT SINGHVI	46971	1.269	0	0.000	0	0.000	1.269	
4	AAEPLJ739F	HARSHA HITESH JAVERI	118500	3.201	0	0.000	0	0.000	3.201	
5	AABPJ4691H	HITESH RAMJI JAVERI	65000	1.756	0	0.000	0	0.000	1.756	
6	ANHPPM8079M	KAILASH KUMAR MANNVANI	178571	4.823	0	0.000	0	0.000	4.823	
7	000031	LALIT AREKAR	140000	3.781	0	0.000	0	0.000	3.781	
8	ABHPP8821A	RENU PALIWAL	50001	1.351	0	0.000	0	0.000	1.351	
9	000034	SHEKHAR DESAI	132500	3.579	0	0.000	0	0.000	3.579	
10	AJIPD4083F	SHEKHAR SHIVAJI DESAI	103312	2.790	0	0.000	0	0.000	2.790	
11	AAACS8577K	STATE BANK OF INDIA	61389	1.658	0	0.000	0	0.000	1.658	
12	BWMMPK8442H	SUHAS ASHOK KADAM	64780	1.750	0	0.000	0	0.000	1.750	
13	000059	TAHER SUTERWALA	80531	2.175	0	0.000	0	0.000	2.175	
		Total	1238792	33.459	0	0.000	0	0.000	33.460	





**(D)(d) Statement showing details of locked-in shares**


Sr. No.	Ref- Num	Name of the shareholder	Number of locked-in shares	Locked-in shares as a percentage of total number of shares i.e., Grand Total (A)+(B)+(C) indicated in Statement at para (D)(a) above}	Promoter/Promoter Group/Public
		Total Locked in Shares	0	0.000	





**(D)(a) Statement showing details of Depository Receipts (DRs)**

Sr. No.	Ref-Num	Name of theHolder	Type of outstanding DR (ADRs, GDRs, SDRs, etc.)	Number of outstanding DRs	Number of shares underlying outstanding DRs	Shares underlying outstanding DRs as a percentage of total number of shares {i.e., Grand Total (A)+(B)+(C) indicated in Statement at para (D)(a) above}



**(II)(b) Statement showing Holding of Depository Receipts (DRs), where underlying shares held by Promoter/Promoter Group are in excess of 1% of the total number of shares**

Sr. No.	Ref-Num	Name of the DR Holder	Type of outstanding DR (ADRs, GDRs, SDRs, etc.)	Number of outstanding DRs	Number of shares underlying outstanding DRs	Shares underlying outstanding DRs as a percentage of total number of shares {i.e., Grand Total (A)+(B)+(C) indicated in Statement at para (I)(a) above}

